

# Music for Acrolite Snare Drums

a Helicopter Copter project

*The Edge*

Rachel Hargroder

♩ = 60

snare 1

snare 2

snare 3

♩ = 100

First system of musical notation, consisting of three staves. The top staff begins with a whole rest, followed by a quarter note chord with two circles above it, then a repeat sign. The middle staff contains a sequence of eighth notes with a quarter rest, followed by a repeat sign. The bottom staff features a sequence of eighth notes with four circles above them, followed by a repeat sign.

Second system of musical notation, consisting of three staves. The top staff includes a whole rest with an 'x' above it, followed by eighth notes with 'x' above them and a quarter note chord with two circles above it, then a repeat sign. The middle staff has eighth notes with a quarter rest, followed by a repeat sign. The bottom staff has eighth notes with eight circles above them, followed by a quarter note chord with an 'x' above it, then a repeat sign.

Third system of musical notation, consisting of three staves. The top staff has eighth notes with four circles above them, followed by a quarter note chord with four circles above it, then a repeat sign. The middle staff has eighth notes with four circles above them, followed by eighth notes with 'x' above them, then a repeat sign. The bottom staff has eighth notes with 'x' above them, followed by a quarter note chord with 'x' above it, then a repeat sign.

x4







*SOLO*

*pp*

## Performance Instructions

### *Music for Acrolite Snare Drums: The Edge* by Rachel Hardgroder

This composition explores organic sounds on the snare drum without the use of traditional striking methods. Notice that snare 2 plays melody, which can be performed by bending pitch of the batter head with hand or elbow. All sounds are played with bare hands:

- strum snare wires, loose or tight, with fingers: 
- snap snare clutch (throw off): 
- swirl fingernails on batter head: 
- flick batter or resonant head: 
- open, resonant tone on batter or resonant head: 
- closed, muted tone on batter or resonant head: 

**Solos:** Starting with snare 1, each player takes a turn improvising, using only hands, while others serve as a rhythm section. Final soloist, snare 3, cues end of solo section by settling on written rhythm.